

Washington County Responses

Frequency distributions for each question based on the respondent reporting that they live in Washington County

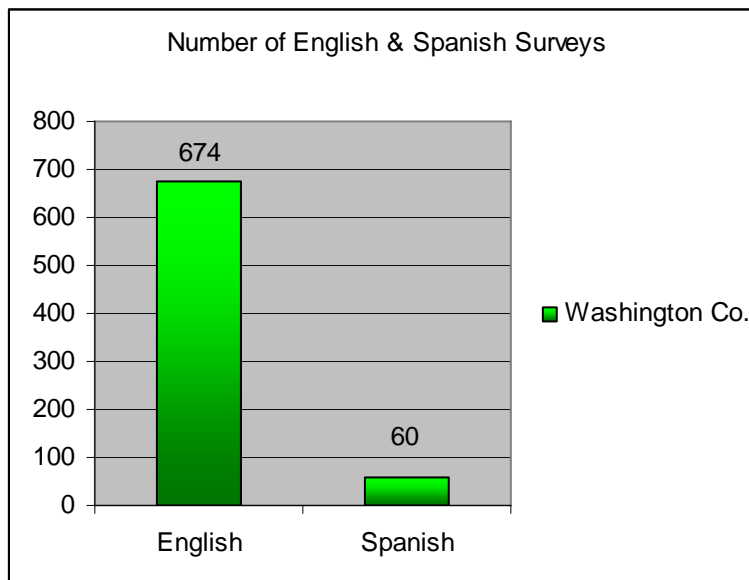
Four-County Community Health Needs Assessment Sub Report 2004

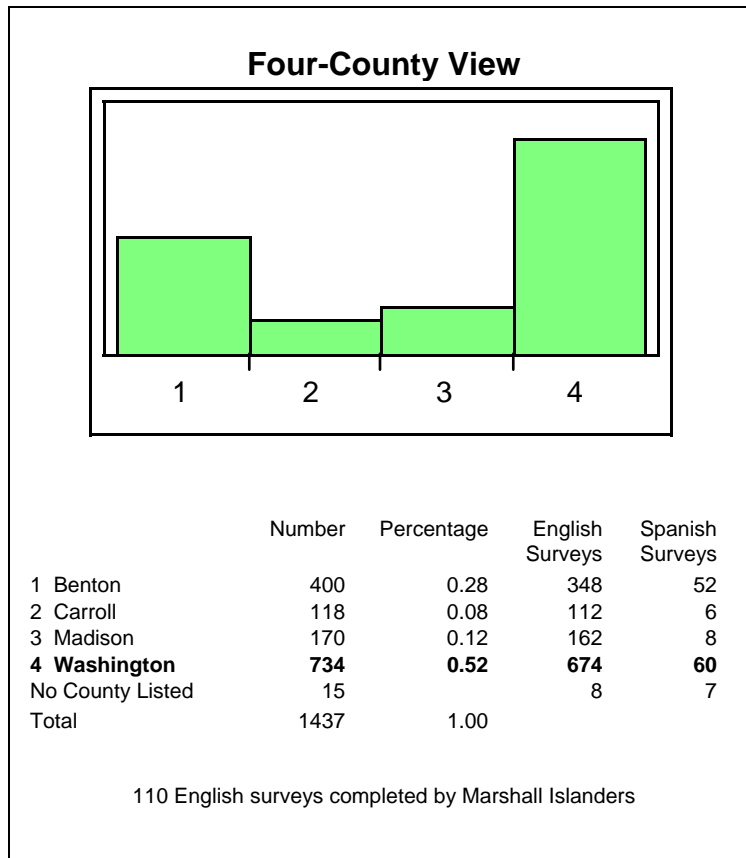


Northwest Arkansas Hometown Health Improvement Project

1. Which county do you live in?

734 of the survey respondents say they live in Washington County





2. Which town do you live in?

Highest Frequencies

Town	Number	Percentage
Elkins	13	0.02
Farmington	19	0.03
Fayetteville	250	0.38
Lincoln	23	0.03
Prairie Grove	18	0.03
Springdale	271	0.41
West Fork	14	0.02
Winslow	5	0.01

N=663

3. How long have you lived CONTINUOUSLY in Northwest Arkansas?

The average time a respondent said they lived in Washington County was 16 years (SD 15.5 yrs.; CI 15-17 yrs.) with the minimum time here zero to 85 years. The respondents reported most frequently (median) of having lived here 10 years. (N=709)

Distribution Charts for each question may be viewed in PDF format at our web site <http://www.nwahealth.org>. Click on Four-County Community Health Need Assessment, Then County Distribution Charts, Then "Washington County Distribution Charts".

Section 1. Medical Care Costs: First, I would like to ask you some questions about the cost of medical care in your community. How important is:

4. Money for prescriptions

[07%] Not An Issue [10%] A Minor Issue [22%] Moderate Issue [58%] A Major Issue
[04%] Don't Know (N=725)

5. Money for emergency medical care

[05%] Not An Issue [09%] A Minor Issue [27%] Moderate Issue [55%] A Major Issue
[04%] Don't Know (N=717)

6. Money for ongoing medical care

[05%] Not An Issue [10%] A Minor Issue [25%] Moderate Issue [56%] A Major Issue
[04%] Don't Know (N=707)

7. Money for ongoing dental care

[04%] Not An Issue [11%] A Minor Issue [26%] Moderate Issue [55%] A Major Issue
[04%] Don't Know (N=709)

8. Finding a doctor who accepts Medicaid

[24%] Not An Issue [13%] A Minor Issue [14%] Moderate Issue [29%] A Major Issue
[21%] Don't Know (N=711)

9. Finding a doctor who accepts ArKids First insurance

[23%] Not An Issue [12%] A Minor Issue [16%] Moderate Issue [21%] A Major Issue
[28%] Don't Know (N=710)

10. Medical doctors who will NOT accept my insurance

[27%] Not An Issue [15%] A Minor Issue [18%] Moderate Issue [27%] A Major Issue
[14%] Don't Know (N=709)

11. Dentists who will NOT accept my insurance

[26%] Not An Issue [14%] A Minor Issue [14%] Moderate Issue [29%] A Major Issue
[17%] Don't Know (N=709)

12. Dentist who will NOT accept ArKids First

[27%] Not An Issue [11%] A Minor Issue [12%] Moderate Issue [19%] A Major Issue
[32%] Don't Know (N=714)

13. Finding a doctor who accepts Medicare

[25%] Not An Issue [11%] A Minor Issue [14%] Moderate Issue [27%] A Major Issue
[24%] Don't Know (N=710)

14. Briefly, which is the most important medical care cost that your community faces, and why is it important? _____

See the answers in the "Washington County Distribution Charts" document, pages 6-14.

Section 2. Access to Health Care Services: Next I would like to ask you some questions about access to health care services in your community. How important is:

15. Access to prenatal care

[24%] Not An Issue [10%] A Minor Issue [19%] Moderate Issue [31%] A Major Issue
[16%] Don't Know (N=706)

16. Access to public transportation

[20%] Not An Issue [13%] A Minor Issue [21%] Moderate Issue [39%] A Major Issue
[08%] Don't Know (N=709)

17. Access to health care services

[14%] Not An Issue [13%] A Minor Issue [28%] Moderate Issue [39%] A Major Issue
[07%] Don't Know (N=702)

18. Access to private transportation

[28%] Not An Issue [17%] A Minor Issue [23%] Moderate Issue [22%] A Major Issue
[11%] Don't Know (N=703)

19. Access to health care clinics

[18%] Not An Issue [16%] A Minor Issue [26%] Moderate Issue [33%] A Major Issue
[08%] Don't Know (N=701)

20. Adequate and timely access to a physician

[10%] Not An Issue [14%] A Minor Issue [30%] Moderate Issue [40%] A Major Issue
[05%] Don't Know (N=704)

21. Access to tests and diagnostics (ultrasound, x-ray, lab work, cholesterol testing, blood pressure testing, mammograms)

[14%] Not An Issue [14%] A Minor Issue [28%] Moderate Issue [36%] A Major Issue
[08%] Don't Know (N=706)

22. Access to hospital services

[20%] Not An Issue [16%] A Minor Issue [25%] Moderate Issue [34%] A Major Issue
[05%] Don't Know (N=706)

23. Access to a pharmacy

[28%] Not An Issue [19%] A Minor Issue [21%] Moderate Issue [28%] A Major Issue
[05%] Don't Know (N=707)

24. Access to dental care

[18%] Not An Issue [14%] A Minor Issue [26%] Moderate Issue [37%] A Major Issue
[05%] Don't Know (N=704)

25. Access to affordable and adequate assisted living for the elderly who are too sick to live alone, but not sick enough for a nursing home

[24%] Not An Issue [10%] A Minor Issue [19%] Moderate Issue [31%] A Major Issue
[16%] Don't Know (N=706)

26. Briefly, which is the most important issue related to access to health care services that your community faces, and why is it important?

See the answers in the "Washington County Distribution Charts" document, pages 18-25.

Section 3. Physical Health Care Issues: I would now like to ask you some questions about physical health care in your community. How important is:

27. Asthma or other lung disease (chronic breathing disorders, emphysema, etc.)

[12%] Not An Issue [12%] A Minor Issue [23%] Moderate Issue [37%] A Major Issue
[15%] Don't Know (N=707)

28. Cigarette smoking and/or second hand smoke

[11%] Not An Issue [09%] A Minor Issue [19%] Moderate Issue [56%] A Major Issue
[05%] Don't Know (N=709)

29. Diabetes (high blood sugar)

[08%] Not An Issue [10%] A Minor Issue [26%] Moderate Issue [45%] A Major Issue
[12%] Don't Know (N=708)

30. Heart disease

[09%] Not An Issue [08%] A Minor Issue [25%] Moderate Issue [45%] A Major Issue
[13%] Don't Know (N=701)

31. Weight problems (excessive weight or excessive thinness due to an eating disorder)

[08%] Not An Issue [08%] A Minor Issue [23%] Moderate Issue [54%] A Major Issue
[06%] Don't Know (N=711)

32. Osteoporosis (brittle bones)

[13%] Not An Issue [14%] A Minor Issue [27%] Moderate Issue [24%] A Major Issue
[22%] Don't Know (N=709)

33. Sexually transmitted disease (syphilis, gonorrhea, chlamydia, herpes, genital warts)

[15%] Not An Issue [11%] A Minor Issue [22%] Moderate Issue [31%] A Major Issue
[21%] Don't Know (N=710)

34. Human Immunodeficiency Virus (HIV)

[16%] Not An Issue [12%] A Minor Issue [20%] Moderate Issue [28%] A Major Issue
[24%] Don't Know (N=714)

35. Smokeless tobacco

[16%] Not An Issue [10%] A Minor Issue [24%] Moderate Issue [35%] A Major Issue
[15%] Don't Know (N=704)

36. Stroke (brain attack)

[13%] Not An Issue [11%] A Minor Issue [26%] Moderate Issue [33%] A Major Issue
[18%] Don't Know (N=704)

37. Alzheimer

[14%] Not An Issue [09%] A Minor Issue [26%] Moderate Issue [30%] A Major Issue
[21%] Don't Know (N=702)

38. Cancer

[10%] Not An Issue [03%] A Minor Issue [22%] Moderate Issue [55%] A Major Issue
[11%] Don't Know (N=711)

39. Briefly, which is the most important issue related to physical health care issues that your community faces, and why is it important?

See the answers in the “Washington County Distribution Charts” document, pages 29-36.

Section 4. Mental Health Care Issues: Now let's talk about the mental health care issues in your community. How important is:

40. Available and affordable psychiatric services (psychiatrist)

[11%] Not An Issue [13%] A Minor Issue [18%] Moderate Issue [39%] A Major Issue
[20%] Don't Know (N=689)

41. Available and affordable counseling services

[10%] Not An Issue [12%] A Minor Issue [22%] Moderate Issue [39%] A Major Issue
[18%] Don't Know (N=700)

42. Emergency mental health services

[10%] Not An Issue [11%] A Minor Issue [20%] Moderate Issue [39%] A Major Issue
[21%] Don't Know (N=695)

43. Housing or residential services for the severely and persistently mentally ill

[10%] Not An Issue [10%] A Minor Issue [17%] Moderate Issue [39%] A Major Issue
[23%] Don't Know (N=693)

44. Alcoholism (excessive alcohol use)

[10%] Not An Issue [10%] A Minor Issue [25%] Moderate Issue [42%] A Major Issue
[13%] Don't Know (N=701)

45. Access to available and affordable alcohol treatment programs

[13%] Not An Issue [10%] A Minor Issue [23%] Moderate Issue [33%] A Major Issue
[21%] Don't Know (N=686)

46. Anxiety disorders (excessive worrying or fears, panic attacks, phobias, obsessions, post traumatic stress disorders)

[10%] Not An Issue [12%] A Minor Issue [27%] Moderate Issue [32%] A Major Issue
[20%] Don't Know (N=694)

47. Depression (depressed mood, persistent sadness, diminished pleasure or energy, feelings of hopelessness, suicidal thoughts)

[09%] Not An Issue [10%] A Minor Issue [27%] Moderate Issue [40%] A Major Issue
[14%] Don't Know (N=698)

48. Substance abuse (marijuana, cocaine, inhalants, hallucinogens, methamphetamine, prescription drug abuse)

[11%] Not An Issue [08%] A Minor Issue [19%] Moderate Issue [50%] A Major Issue
[13%] Don't Know (N=695)

49. Available and affordable substance abuse services

[10%] Not An Issue [10%] A Minor Issue [22%] Moderate Issue [36%] A Major Issue
[21%] Don't Know (N=698)

50. Suicide

[14%] Not An Issue [13%] A Minor Issue [23%] Moderate Issue [25%] A Major Issue
[25%] Don't Know (N=695)

51. Briefly, which is the most important issue related to mental health care issues that your community faces, and why is it important? _____

See the answers in the "Washington County Distribution Charts" document, pages 40-47.

Section 5. Multicultural Health Care Issues: Northwest Arkansas has a diverse and growing population, which includes many people from a variety of cultures. In your community, how important is:

52. Access to affordable and available health care services

[10%] Not An Issue [10%] A Minor Issue [22%] Moderate Issue [46%] A Major Issue
[11%] Don't Know (N=702)

53. Adequacy of health care services

[10%] Not An Issue [14%] A Minor Issue [26%] Moderate Issue [38%] A Major Issue
[11%] Don't Know (N=699)

54. Awareness of health care services

[10%] Not An Issue [12%] A Minor Issue [24%] Moderate Issue [43%] A Major Issue
[10%] Don't Know (N=701)

55. Cultural and/or language barriers to accessing health care services

[11%] Not An Issue [10%] A Minor Issue [18%] Moderate Issue [52%] A Major Issue
[08%] Don't Know (N=699)

56. Briefly, which is the most important issue related to health care for multicultural members in your community, and why is it important?

See the answers in the "Washington County Distribution Charts" document, pages 48-54.

Section 6. General Questions: The following questions will help us be certain that we have reached a variety of people from throughout the four county area of Northwest Arkansas.

57. Which of the following locations have you usually gone to in the past 12 months in order to obtain health care for you or your dependents?

[Respondent can check as many boxes as needed.]

Those who reported yes=1. Each reported independently. Respondent could choose more than one answer.

- [77%] (N=501) [57A] A private doctor's office
- [25%] (N=145) [57B] A community health clinic (Community Clinic at St. Francis House, Boston Mountain, Poplar House, etc.)
- [17%] (N= 95) [57C] I do not have a regular place for health care
- [43%] (N=259) [57D] A hospital emergency room
- [30%] (N=172) [57E] County Health Department
- [08%] (N= 44) [57F] An urgent care center (Mediquick)
- [09%] (N= 52) [57G] A college or university health center
- [06%] (N= 32) [57H] A psychiatric hospital/clinic (Ozark Guidance)
- [04%] (N= 24) [57I] A military hospital or clinic
- [12%] (N= 69) [57J] An alternative health provider (chiropractor, homeopath, acupuncturist, etc.)
- [02%] (N= 9) [57K] Traditional healer (Shaman, Currandero, other)
- [06%] (N= 36) [57L] [57M] Other (Please Write In): _____

See the answers in the "Washington County Distribution Charts" document, pages 58-59.

58. During the past 12 months, what were the reasons you or someone in your household went to a hospital emergency room for medical care?

Those who reported yes=1. Each reported independently. Respondent could choose more than one answer.

- [55%] (N=336) [58A] I did not visit the emergency room in the past 12 months.
- [09%] (N= 51) [58B] I did not have a regular place to go for health care
- [13%] (N= 73) [58C] I did not have health insurance for doctor's visits
- [14%] (N= 80) [58D] It took too long to get an appointment at the doctor's office
- [14%] (N= 78) [58E] My doctor's office was closed
- [18%] (N= 99) [58F] I had an injury
- [25%] (N=143) [58G] I was very sick
- [13%] (N= 74) [58H] I did not have enough money for a doctor's visit
- [01%] (N= 7) [58I] I was a victim of an assault
- [08%] (N= 41) [58J] [58K] Other (Please write in): _____

59. Please list the top 3 health concerns for your community or for yourself and your household.

See the answers in the "Washington County Distribution Charts" document, pages 63-77.

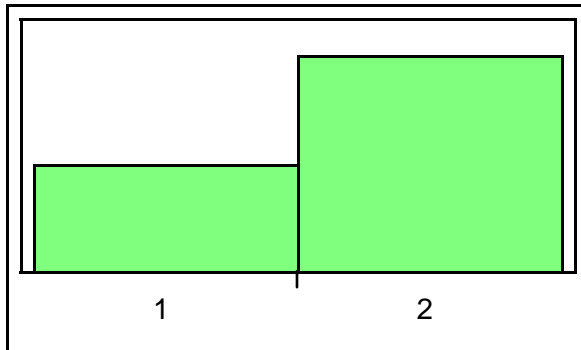
60. In what year were you born? _____ [Age]

The average age of a Washington County respondent was 43.5 years (SD 17.2 yrs.; CI 42.2-44.8 yrs.) with the minimum age 18 to 92 years. The respondents reported most frequently (median) of being 41 years old. (N=665)

n=368 [55%] 18-44 n=213 [32%] 45-64 n=84 [13%] 65+

61. Are you:

61-SEX



Frequencies

Level	Number	Percentage
1	235	0.33
2	473	0.67
Total	708	1.00

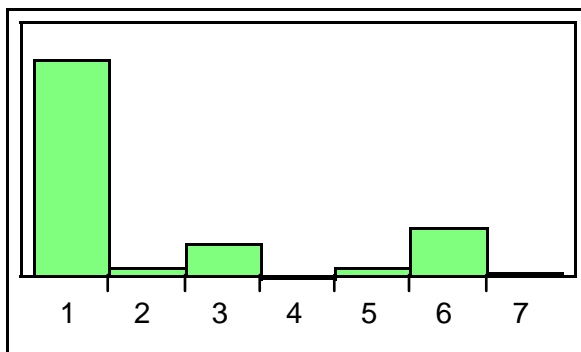
N Missing
26
2 Levels

1 [33%] Male 2 [67%] Female

62. Which do you consider to be your primary racial or ethnic identity?

ETHNICITY

62-PREI



Frequencies

Level	Number	Percentage
1	466	0.67
2	19	0.03
3	72	0.10
4	5	0.01
5	20	0.03
6	107	0.15
7	10	0.01
Total	699	1.00

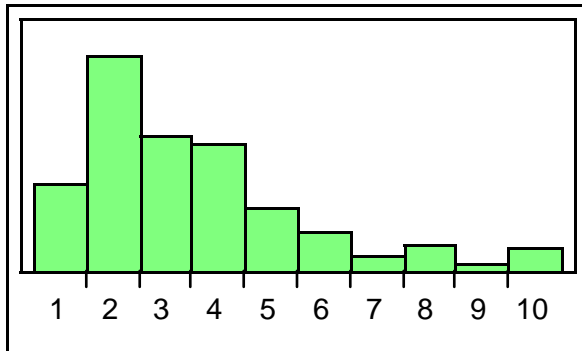
N Missing
35
7 Levels

1 [67%] Caucasian 2 [03%] African American 3 [10%] Hispanic/Latino
 4 [01%] Asian 5 [03%] Native American 6 [15%] Marshall Islander
 7 [01%] Other (Specify)_____

See the answers to "Other" in the "Washington County Distribution Charts" document, page 79.

63. Counting yourself, how many people live in your household?

Distributions
63-HMPH



Frequencies

Level	Number	Percentage
1	83	0.12
2	201	0.29
3	127	0.18
4	118	0.17
5	61	0.09
6	39	0.06
7	17	0.02
8	26	0.04
9	9	0.01
10	23	0.03
Total	704	1.00

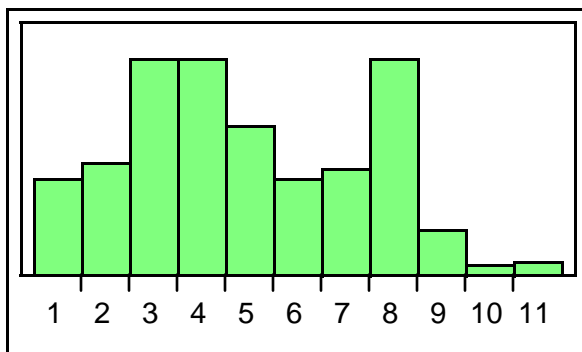
N Missing
30
10 Levels

[12%] 1 [29%] 2 [18%] 3 [17%] 4 [09%] 5 [06%] 6
 [02%] 7 [04%] 8 [01%] 9 [03%] 10+

64. What was your household income last year?

(Count your income from all sources including earnings from jobs, unemployment insurance, pensions, etc., and count income from everyone living in your home as household income.)

Distributions
64-HILY



Frequencies

Level	Number	Percentage
1	48	0.08
2	56	0.09
3	108	0.17
4	107	0.17
5	74	0.12
6	48	0.08
7	53	0.08
8	108	0.17
9	23	0.04
10	6	0.01
11	7	0.01
Total	638	1.00

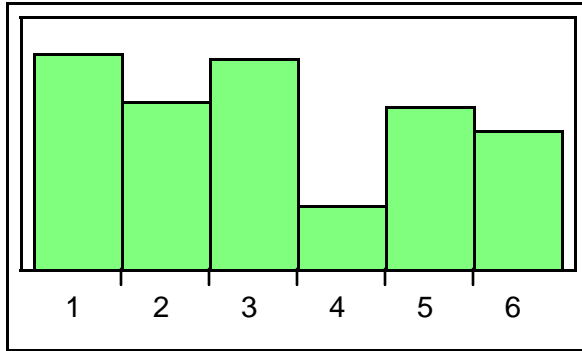
N Missing
96

11 Levels

1 [08%] Less than \$4,999
 2 [09%] \$5,000-\$9,999
 3 [17%] \$10,000-\$19,999
 4 [17%] \$20,000-\$29,999
 5 [12%] \$30,000-\$39,999
 6 [08%] \$40,000-\$49,999
 7 [08%] \$50,000-\$59,999
 8 [17%] \$60,000-\$99,999
 9 [04%] \$100,000-\$149,999
 10 [01%] \$150,000-\$199,999
 11 [01%] \$200,000 or more

65. What is the highest level of schooling you have completed?

Distributions
65-HLSC



Frequencies

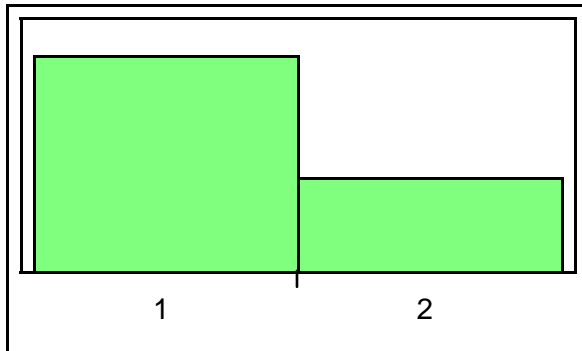
Level	Number	Percentage
1	156	0.22
2	122	0.18
3	152	0.22
4	46	0.07
5	118	0.17
6	101	0.15
Total	695	1.00

N Missing
39
6 Levels

- 1 [22%] 12th grade or less, no diploma
- 2 [18%] High school graduate or GED
- 3 [22%] Some college or vocational school (No Degree)
- 4 [07%] Associate degree
- 5 [17%] Bachelors' degree
- 6 [15%] Advanced degree (masters or doctorate)

66. Are you currently employed?

Distributions
66-CEMP



Frequencies

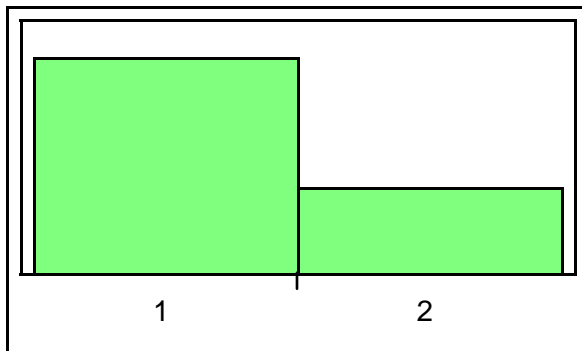
Level	Number	Percentage
1	492	0.70
2	215	0.30
Total	707	1.00

N Missing
27
2 Levels

- 1 [70%] Yes
- 2 [30%] No

67. Are you covered by a health insurance plan?

Distributions
67-CHIP



Frequencies

Level	Number	Percentage
1	497	0.72
2	195	0.28
Total	692	1.00

N Missing
42
2 Levels

- 1 [72%] Yes
- 2 [28%] No

67a. If yes, what type of coverage do you have? [1] Yes [2] No [0] NA

Those who reported yes=1. Each reported independently. Respondent could choose more than one answer.

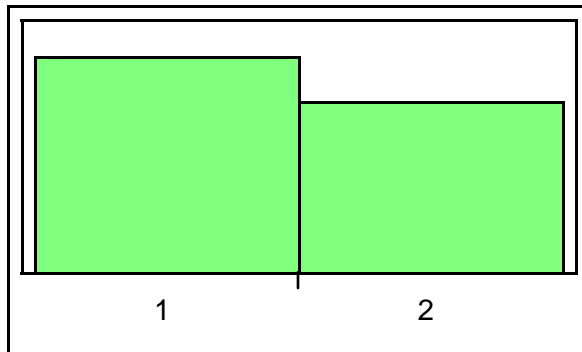
- [24%] (N= 96) [67A] Medicare (includes supplemental policy)
- [07%] (N= 27) [67B] Medicaid
- [67%] (N=298) [67C] Insurance (Blue Cross/Blue Shield, COBRA)
- [33%] (N=133) [67D] Other: _____

See the answers to "Other" in the "Washington County Distribution Charts" document, pages 82-84.

68. Do you have any dependents? [If no, skip to 70]

Distributions

68-DPND



Frequencies

Level	Number	Percentage
1	373	0.56
2	295	0.44
Total	668	1.00

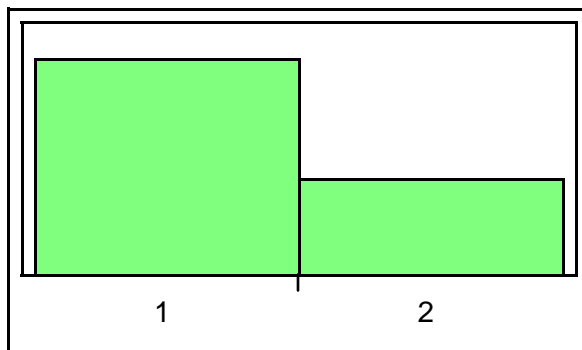
N Missing
66
2 Levels

1 [56%] Yes 2 [44%] No

69. Are your dependents covered by health insurance?

Distributions

69-DCHI



Frequencies

Level	Number	Percentage
1	291	0.69
2	131	0.31
Total	422	1.00

N Missing
312
2 Levels

1 [69%] Yes 2 [31%] No

69a. If yes, what type of coverage do they have? [1] Yes [2] No [0] NA

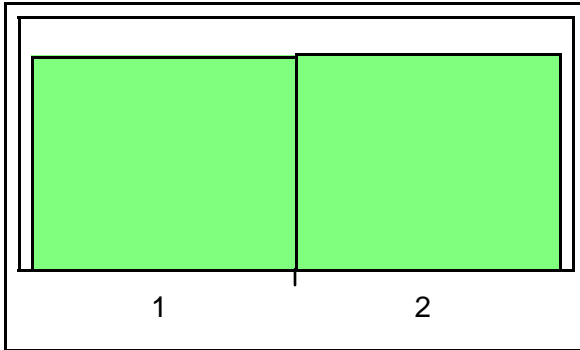
Those who reported yes=1. Each reported independently. Respondent could choose more than one answer.

- [08%] (N= 20) [69A] Medicare (includes supplemental policy)
- [21%] (N= 51) [69B] Medicaid
- [58%] (N=163) [69C] Insurance (Blue Cross/Blue Shield, COBRA)
- [29%] (N= 76) [69D] Other: _____

See the answers to "Other" in the "Washington County Distribution Charts" document, pages 86-87.

70. Are your income and benefits adequate for meeting the health care needs for you and your dependents?

Distributions
70-IBAM



Frequencies

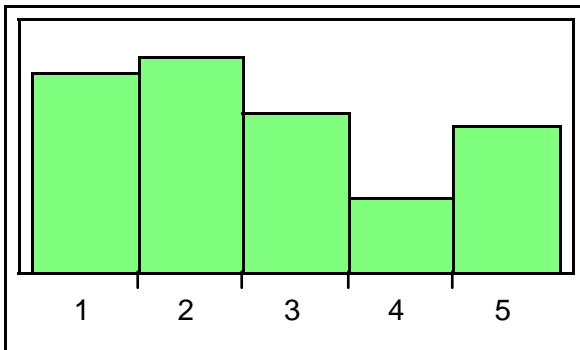
Level	Number	Percentage
1	336	0.496
2	342	0.504
Total	678	1.000

N Missing
56
2 Levels

1 [49.6%] Yes 2 [50.4%] No

71. If you have insurance, who pays the premium cost?

Distributions
71-WPPC



Frequencies

Level	Number	Percentage
1	148	0.25
2	160	0.27
3	119	0.20
4	56	0.09
5	109	0.18
Total	592	1.00

N Missing
142
5 Levels

- 1 [25%] My employer pays the majority
- 2 [27%] I (or my family) pay the majority
- 3 [20%] My employer and I (or my family) each pay about half
- 4 [09%] Other: _____
- 5 [18%] I have no insurance

See the answers to "Other" in the "Washington County Distribution Charts" document, pages 87-88.

72. What is your area of employment?

Those who reported yes=1. Each reported independently. Respondent could choose more than one answer.

- [14%] (N= 73) [72A] Business
- [03%] (N= 14) [72B] Agriculture (farming, ranch)
- [05%] (N= 24) [72C] Government
- [19%] (N=100) [72D] Education (teacher, admin)
- [18%] (N= 95) [72E] Health related (physician, nurse, admin)
- [10%] (N= 51) [72F] Non-profit organization
- [06%] (N= 29) [72G] Restaurant/food service
- [04%] (N= 18) [72H] Construction
- [09%] (N= 48) [72I] Poultry Industry
- [24%] (N=127) [72J] & [72L] Other (Please specify): _____
- [13%] (N= 67) [72K] Retired

*See the answers to "Other" in the "Washington County Distribution Charts" document, pages 92-93.
Additional Comments from the respondents pages 94-95.*

The four-county community health needs survey was made possible through a grant from the CommunityCare Foundation of Springdale, Arkansas.

For additional information about our:

- Four-County Community Health Needs Assessment 2004
 - Benton County
 - Carroll County
 - Madison County
 - Washington County
- 2004 County Responses
- 2004 County Distribution Charts
- Dataset Information
- Great Links

Visit our website at:

<http://www.nwahealth.org>

This document was produced by:

Melissa Jackson, MS, CHES
University of Arkansas
Department of Health Science
Fayetteville, Arkansas

November 17, 2004